


SSIP Leadership Launch

March 21, 2019



Agenda

- Welcome
- Celebrating Success
- What's Next for SSIP
- Sustainability
- Spotlight on Success
- Resources
- Reminders
- Questions



Celebrating Success

Implementation and Outcome Data for Student Success



Improve implementation of evidence-based practices to support teaching and learning

Practice Name	Number of Schools Implementing	Evidence Level	Stage of Implementation				Schools with Fidelity of Implementation Processes and Data
			Exploration	Installation	Initial Implementation	Full Implementation	
Achieve 3000	3	Strong				3	3
Ascend Math	1	Promising				1	1
Blue Wave Mentoring	3	Promising				3	3
Check and Connect	18	Moderate	1	1	12	4	18
Leveled Literacy	3	Strong				3	3
Lexia	3	Promising				3	3
Mentoring Relationship	5	Promising			2	35	5
Moby Max	3	Promising				3	3
My Path	1	Promising				1	1
Read 180	6	Strong				6	6
Seeing Stars	1	Strong				1	1
Sunday Reading	2	Promising				2	2
SRA Corrective Reading	1	Strong				1	1
System 44 (Reading)	2	Strong				2	2
Trans Math	1	Promising				1	1
Wilson Reading	1	Strong				1	1

Improve school climate including student attendance, engagement, and behavior

Percentage of Targeted Students with Less Than Six Days Absent			
	2015-2016	2016-2017	2017-2018
Attendance	41.8%	40.0%	35.3%

Applies to the districts selected to receive intensive supports through the SSIP.

Improve student achievement

- Georgia Milestones Assessment System

Performance of Targeted Students with Disabilities in Targeted Schools						
	FFY 2015 School Year 2015-2016 Data		FFY 2016 School Year 2016-2017 Data		FFY 2017 School Year 2017 -2018 Data	
	Number	Percent	Number	Percent	Number	Percent
English Language Arts	598/2,155	27.7%	1,144/3,898	29.3%	393/1,585	24.8%
Mathematics	620/2,005	30.9%	1,304/4,083	31.9%	585/1,605	36.4%

***Applies to the districts selected to receive intensive supports through the SSIP.**

Improve transition practices and outcomes

– Quality Indicators of Exemplary Transition Programs Needs Assessment

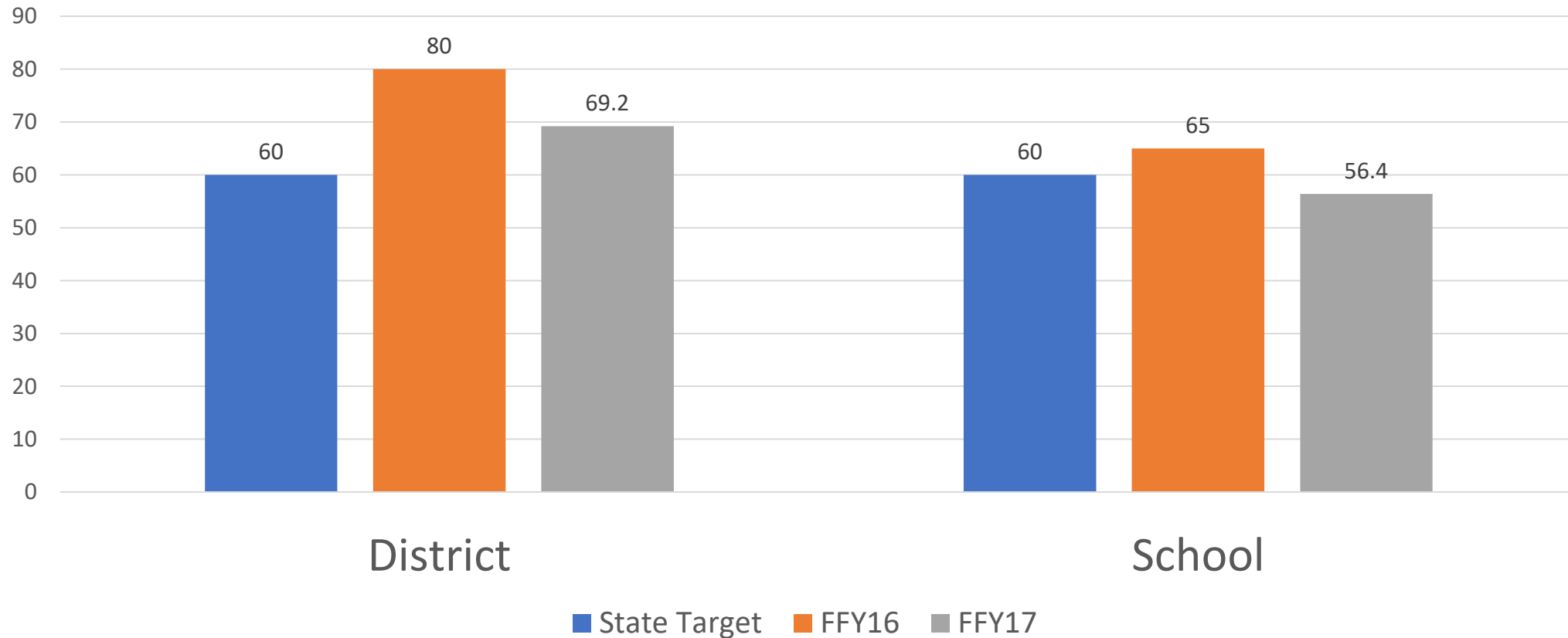
Domain	# of 13 SSIP Districts Scoring 3.0 and Higher	% of 13 SSIP Districts Scoring 3.0 and Higher
Transition Planning	12	100.0%
Transition Assessment	10	83.3%
Family Involvement	6	50.0%
Student Involvement	7	58.3%
Transition-Focused Curriculum and Instruction	11	91.6%
Interagency Collaboration and Community Services	8	66.7%
Systems Level Infrastructure	10	83.3%

Increase percentage of students with disabilities exiting high school with a general education diploma (Annual Event Graduation Rate)

	2014-2015	2015-2016	2016-2017	2017-2018
Graduation Rate	59.3	63.2	65.2	65.6

Reporting Year	# of Districts	Reporting Year	# of Districts	Reporting Year	# of Districts
FFY 2015	50	FFY 2016	50	FFY 2017	50

Implementation Fidelity Rubric





Plans Moving Forward

- Seven districts who met the graduation target will be graduated from intensive supports.
- Six districts will continue to receive supports from SSIP Program Specialists.
- We are partnering to integrate the systemic improvement efforts into the work of Comprehensive Support and Improvement (CSI) and Targeted Support and Improvement (TSI) schools.
- This support will be guided by the Georgia's Systems of Continuous Improvement Framework.

Plans Moving Forward

- Technical assistance providers will continue to provide universal supports to **all districts** through Collaborative Communities.
- Student Success Toolkit is currently being developed to include an array of online resources to support the work around the early warning signs (Attendance, Behavior, and Course) for all districts.
- Online modules and resources around co-teaching, specially designed instruction, scheduling, building a successful infrastructure, high leverage practices, UDL, etc. are being developed by technical assistance providers.
- The specific roles and responsibilities, processes and joint technical assistance plans are being finalized and will be communicated with state, regional, district and school personnel soon.

How Do We Ensure Sustainability?



Lessons Learned to Ensure Sustainability and General Supervision Procedures...

- Align SSIP work with district and school improvement plan (CLIP)
- Ensure district and school improvement plans have a specific goal and action steps to address improving graduation rates for students with disabilities.
- Coordination of SSIP with established district and school teams (i.e., District Improvement Team/MTSS/RTI/PBIS).
- Ensure broad and essential stakeholder involvement is ongoing

Lessons Learned to Ensure Sustainability and General Supervision Procedures...

- Establish a process for identifying and monitoring the progress of students who are at-risk
- Establish a process for selecting evidence-based interventions
- Establish process to monitor fidelity of implementation of evidence-based interventions
- Establish process to monitor, address barriers, and share outcome data
- Celebrate successes with district and school stakeholders

General Supervision FY20 CLIP IDEA

Performance Goal 1: Improve Graduation Rate Outcomes For Students with Disabilities

What specific school completion (SSIP), transition, and post-secondary activities are you implementing in your LEA to improve graduation rate?

- **Describe SSIP Process:** stakeholder engagement, student identification process, selection of evidence-based intervention(s) and the name of the evidence-based intervention/practice, how you monitor progress of students, the professional learning and technical assistance plan with timelines and how you monitor for fidelity of the EBI and PL/TA.
- **Transition and Post-secondary:** Describe your activities to ensure IDEA compliance for transition. Discuss professional learning and technical assistance activities and timelines to support post-secondary and transition outcomes. How do you monitor for compliance and ensure fidelity?

A graphic of a spotlight hanging from the top left, casting a yellow beam of light towards the center of the slide.

Spotlight on Success

Elbert County

What is your process to monitor fidelity of implementation of your evidence-based interventions?

What is your process to monitor and share outcome data?

A graphic of a spotlight hanging from the top left, casting a yellow beam of light towards the center of the slide.

Spotlight on Success

Brantley County

If teachers are used as mentors, when do they find the time in their schedule to meet with their mentee?

What type of incentives and celebrations do you provide for your group of SSIP targeted students?

A graphic of a spotlight with a yellow beam of light shining downwards from the top left corner of the slide.

Spotlight on Success


Gordon County

How are other districts sustaining SSIP once support and Capacity Building Grant ends?

What are successful SSIP strategies other districts are implementing with fidelity?

Resources for Graduation Success

- Student Record Report Review (ENRO19B,SR057B)
- [CCRPI Reports- Graduation Rate](#)
- [Governor's Office of Student Achievement](#)
- [Transition Coalition](#)
- [Attendance Works](#)
- [National Dropout Prevention Center](#)
- [National Dropout Prevention Center for Student's With Disabilities \(NDPC-SD\)](#)



Reminders

- Federal Program Conference- June 18th-19th
- Coaches Meeting- May 22nd
- IDEAS- June 3rd- 5th
- Updated information on Graduation Targets and Student Achievement Targets- March 12th Director's Webinar



Questions



Contact Information

Annette Murphy
SSIP Program Specialist
North Region
anmurphy@doe.k12.ga.us
404-844-8759

Susan Brozovic
SSIP Program Specialist
Metro Region
sbrozovic@doe.k12.ga.us
470-316-8634

Jeannie Morris
SSIP Program Specialist
South Region
jemorris@doe.k12.ga.us
678-673-0416

Zelphine Smith-Dixon
State Special Education Director
zsmith@doe.k12.ga.us

Ann Cross
Program Manager GLRS
lacross@doe.k12.ga.us
678-326-2361



Preparing students for life.

www.gadoe.org

   @georgiadeptofed

 youtube.com/c/GeorgiaDepartmentofEducation



Georgia Department of Education

